



1820 James Condos

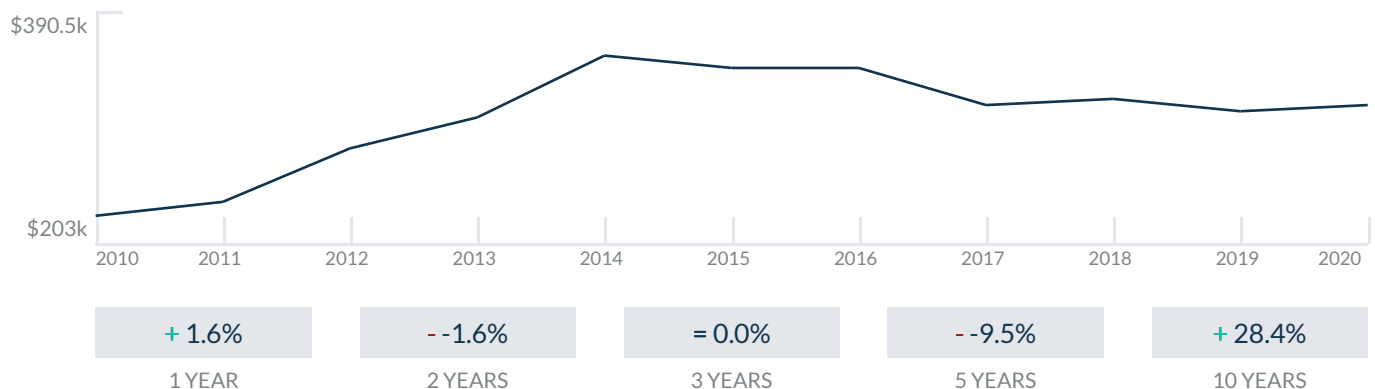
1820 James Ave
Miami Beach, FL 33139

Every month we compile this comprehensive market report focus on 1820 James Condos in this convenient and easy to read format. Our data comes from more than six different sources including MLS Associations, County Offices and Financial Institutions. Get this report for free every month on our website jamesavecondosforsale.com.

Property Stats

POSTAL CODE 33139

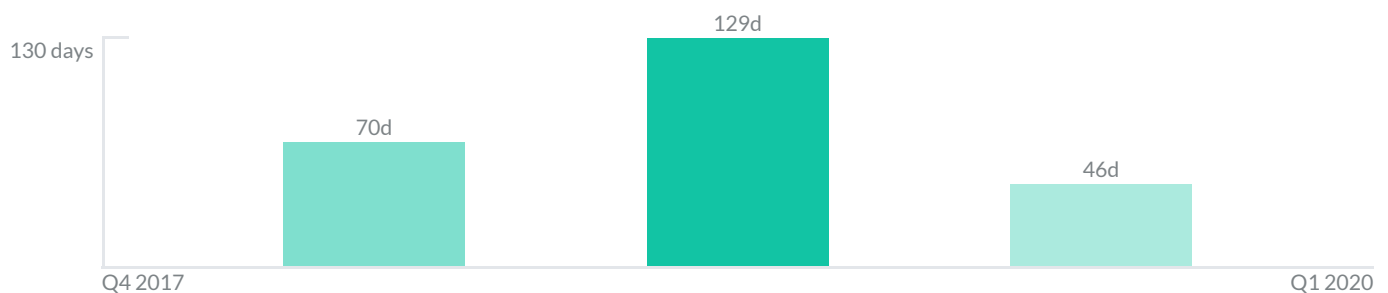
The property stats graph represents the median price evolution since ten years in your postal code area.



Similar Properties

DAYS ON THE MARKET

Everyday 3 months we monitor how many days it takes for similar properties to be sold. This is also a good indicator to know when to buy or sale!



Mortgage Rates

PER YEAR

Understanding mortgage economics is important when you want to buy with a loan. Below is the historical yearly average mortgage rates in the Unites States retrieved from Freddie Mac©

30 YEARS FIXED 4.4%



15 YEARS FIXED 3.9%



5/1-YEAR ADJUSTABLE 3.9%



Schools

CLOSEST

Having good schools nearby is important if you have kids or plan to rent or sell your home. Ratings are retrieved from the leading independent and nonprofit GreatSchools©

ELEMENTARY SCHOOL	MIDDLE SCHOOL	HIGH SCHOOL
School For Advanced Studies in Music	De Hostos Youth Leadership Charter School	Artistic Culture Senior High School
10/10	1/10	10/10

Insights

IN 1820 JAMES CONDOS

Below the average listing prices of available unit per property type.

2 BEDS

\$230,000
AVERAGE PRICE

1 FOR SALE
0 FOR RENT

8.5% to 8.5%

CAP RATE

Yearly net income when rent

10.9%

NEGOTIABILITY

What you can negotiate



Sale within the last month

Activity

SOLD OR RENTED

Below the latest transactions reported by the local MLS Association for 1820 James Condos



\$230,000



UNIT 2E

SOLD | JUL 2020



\$235,000



UNIT 2C

SOLD | JUL 2020



\$249,000



UNIT 6D

SOLD | JUL 2020



\$159,900



UNIT 6B

SOLD | JUL 2020

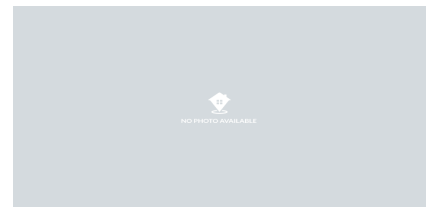


\$255,000



UNIT 2D

SOLD | JUN 2017



\$255,000



UNIT 2D

SOLD | JUN 2020

Sold

LAST 20 PROPERTIES SOLD IN 1820 JAMES CONDOS

Unit	Price	Beds/Baths	\$/Sqft	Sqft	Buying Date	Days on Market
2E	\$230,000	1/1	\$296.8	775	Feb 2020	46
2C	\$235,000	2/1	\$267.0	880	Jun 2019	176
6D	\$249,000	2/2	\$284.9	874	Jun 2019	202
6B	\$159,900	1/1	\$206.3	775	May 2019	9
2D	\$255,000	2/1	\$291.8	874	Oct 2017	70
2D	\$255,000	2/1	\$291.8	874	Oct 2017	70
6D	\$269,000	2/2	\$307.8	874	Jul 2016	49
6D	\$269,000	2/2	\$307.8	874	Jul 2016	49
5- A	\$200,000	2/1	N/A	N/A	Jun 2016	27
2D	\$195,000	2/1	\$223.1	874	Jan 2016	109
2D	\$195,000	2/1	\$223.1	874	Jan 2016	109
3F	\$259,000	2/1	\$294.7	879	Sep 2015	286
3F	\$259,000	2/1	\$294.7	879	Sep 2015	286
5E	\$139,900	1/1	\$180.5	775	Jul 2015	375
5E	\$139,900	1/1	\$180.5	775	Jul 2015	375
4C	\$244,900	2/1	\$278.3	880	Nov 2014	157
4C	\$244,900	2/1	\$278.3	880	Nov 2014	157
3A	\$195,000	2/1	\$223.1	874	Apr 2014	12
3A	\$195,000	2/1	\$223.1	874	Apr 2014	12
N/A	\$174,500	1/1	\$225.2	775	Dec 2013	52

Rented

LAST 20 PROPERTIES RENTED IN 1820 JAMES CONDOS

Unit	Price	Beds/Baths	\$/Sqft	Sqft	Rented Date	Days on Market
------	-------	------------	---------	------	-------------	----------------

Currently Listed

ACTIVE LISTINGS 1/1

Unit	Price	Beds/Baths	\$/Sqft	Sqft	Listing Date	Owner
5B	\$229,500	2/1	\$296.1	775	Jul 2020	RENATE KLE...